



Fresh Coffee Fresh Life

JL26 Series

Bean To Cup Coffee Machine

Enjoy Your Bean Go Time

Jetinno Chief Expert Counselor
JORIS HENDRIKS

Owner of 5 invention patents

Founder of Hendriks Coffee

High-end coffee machine designer

7 years in Spengler as product manager and corporate partner

15 years in Maas International as product designer and R&D manager



A stylized, handwritten signature in white ink, likely reading 'Joris Hendriks', positioned over the lower part of the man's sweater.



CONTENTS

- Product Highlights
- Product Features
- Core Components
- Product Parameters
- Product Size
- Optional Parts
- Customization Details
- Clean Products
- Product Certificates
- Our Services



Delicious Coffee For Your Enjoyment

14 inch Touch Screen

Comes with a 14 inch touch screen, user friendly interface, easy to select drinks on the screen. The screen can also serve as a ads display screen.

Commercial Grade Components

All key components used in the machine are commercial grade, stable and reliable working.

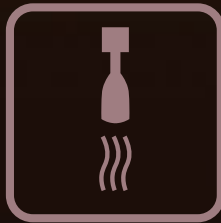
Golden Coffee Extraction

JLTT-14 can supply constant and stable 9 Bar pressure, 92°C temperature, offering golden coffee extraction.






14" Touch Screen




Separate hot water outlet



Good sealing



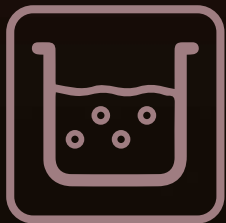
Visible Bean Hopper



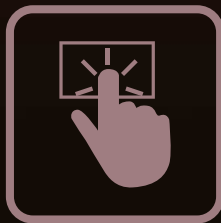
Fresh Coffee



ES Extraction



Preinfusion



Touch Screen



Automatic design



Multiple Payments



Fast Production



Automatic cleaning



Fine Quality Bean To Cup Coffee Machine

Transparent bean hopper
(1.5kg coffee bean)

14 inch touch
screen

Adjustable cup holder




Drink spout
(height: 175mm)

Separate hot
water outlet

Drip tray (1.5L,
water full detection)

Commercial Grade Key Components





Make 20+ Drinks

Can produce more than 20+ drinks, including hot and cold types of coffee, milk and tea.

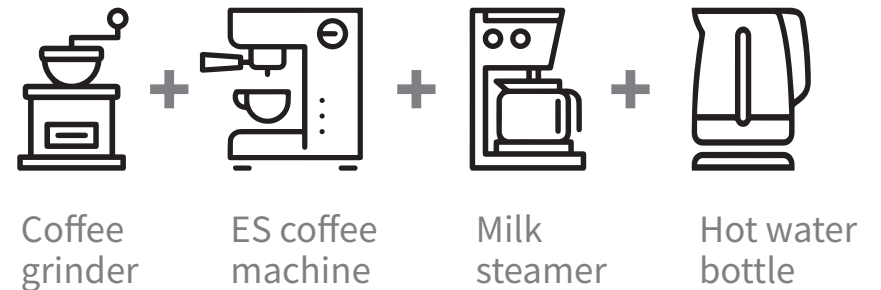
14 inch Touch Screen

Comes with a 14 inch touch screen, can also display ads for drinks promo. User friendly interface, easy to order drinks.



Four Machine Features

JLTT-14 integrates four major machines functions, including bean grinding, espresso extraction, milk foam frothing and hot water pot(can serve hot water).



Golden Coffee Extraction

JLTT-14 can provide stable and constant output of 9 Bar pressure and 92°C extracting temperature, preinfusion function applied in the coffee extracting process, helping produce golden coffee extracting environment.

All For A Good Cup Of Coffee



Separate hot water outlet

Can serve hot water and warm cups.



Adjustable cup holder

The maximum spout height is 175mm, and the cup holder is adjustable.



Transparent bean hopper

Customers can see and feel the bean grinding process.



Folding top panel

Can open the folding top panel to install and replenish the canisters.

Easy Use & Maintenance



Real-time Alert

When malfunctions happen, the console will push a notice.



Detachable Design

Machine's key components apply detachable design, convenient to detach and clean for deep cleaning, easy maintenance.



Auto Machine Self Cleaning

Designed with automatic cleaning function, the cleaning time is programmable, easy maintenance.



High Volume Waste bucket/Waste Water Bucket

Comes with high volume waste bucket and waste water bucket, has auto water full alert function.

Jetinno SaaS Management

Support PC and mobile



Remote Control

Support remote control of recipes adjustment, machine setting, UI ads and video upload, machine system upgrade.

Malfunction Alert


Real time machine malfunction alert, can push notice to machine operator.

Comprehensive Data

Location deployment data, drink sale data, payment data, all these data statistics help operator better in machine operation and coffee vending business.

Modular Design

The modular design concept has been applied to coffee machine's R&D at the very beginning. Modular design brings more convenient machine maintenance, easier for deployment.




Jetinno Patented Hydraulic System

- 2700W heating power, continuous and stable water temperature guaranteed.
- Sweden Backerths 700ml stainless high-pressure boiler, max 25bar tolerance.
- USA EMERSON professional STB temperature control protective switch.
- Japan OMRON temperature/pressure sensor, real-time monitoring.
- Italy ULKA high -pressure electromagnetic pump, provides 9Bar extraction pressure.
- Other valve joints spare parts, flow meter are all Italy and German made.



Ditting EMH64 Grinder


- 64mm flat bur, made of stainless steel.
- Low grinding heat, no interference to coffee flavor.
- Multiple adjusting grades of grinding fineness.
- 125,000 times lifespan, long service life.



PTC
Heater

Professional coffee brewing system

- Removable brewer module design, easy for cleaning.
- 9bar 92°C Espresso extraction, compatible with low-pressure brewing.
- Jetinno PTC international patent, European time-honored brand applies the same type.
- Pre-infusion function to have saturated extraction.
- PTC heaters in brewing chambers, provide constant heating to solve low-temp of first cup.
- Built with 14g and 20g two brewing chambers, for different recipes.
- Detachable brewing chamber design, easy for deep-cleaning.
- Auto decompression function to discharge residual coffee liquid.




Filter Brewer(for coffee & tea)

- Jetinno patent.
- Spraying and pre-infusion, better extraction.
- Adjustable brewing time, water temperature and water dose.
- Detachable components design, convenience of cleaning.
- Direct coffee powder dropping, no secondary pollution.
- Maximum 14g coffee or tea powder loading.
- Can be used both as coffee and tea brewer.



High speed stirring system

- Patented tech innovated by Jetinno.
- Detachable stirring chamber, easy for cleaning and maintenance.
- Up to 20000rpm stirring speed, rapid sufficient dissolution.
- Adjustable stirring speed for different recipes.(milk foam requires high speed, instant coffee and tea drinks require low speed).



Multi-function main board

- Designed and developed by Jetinno.
- 8 core Cortex A7 CPU, 2GHz.
- Multiple network ports for network connection.
- Multiple displaying format ports and dual screen displaying.
- Up to 10-way ports expansion.
- Android & Linux.

IO board

- Designed and developed by Jetinno.
- Quick response.
- Fast protection for malfunctioned unit.
- Precisely control all module units.
- Multiple ports expansion, can independently support 25-way control unit.
- Support various types of sensors, including temperature, humidity, flow and pressure.





Switzerland Ditting Grinder



Italy Fluid-o-tech Pump



Sweden Backerhts boiler



German AVS Römer joints



Italy ODE valve bank



USA EMERSON switch



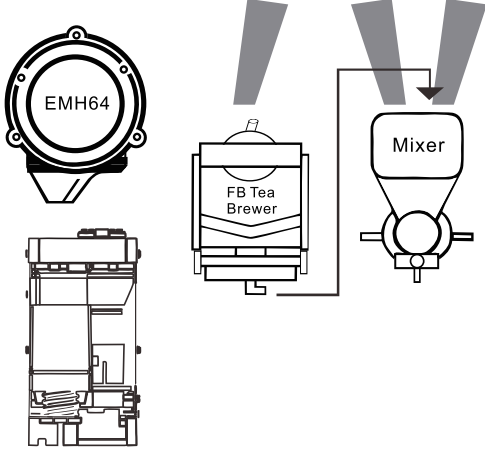
Configuration	JL26-ESFB4C-P	JL26-ES4C-P	JL26-BTC4C-P
Bean Hopper	1	1	1
Instant container	3	3	3
Ditting EMH64 Grinder	1	1	1
Espresso brewer	1	1	×
Filter brewer (coffee)	×	×	1
Filter brewer (Tea)	1	×	×
Mixer	1	2	2
Boiler	1	1	1
Gear pump	1	1	×
Piston pump	×	×	1
Spout height	175mm	175mm	175mm
Separate hot water	✓	✓	✓
Cup Holder	✓	✓	✓
Waste Bin Capacity	80 Cakes		
Slag falling	optional	optional	optional
Drip tray	1	1	1
Waste water drainage	optional	optional	optional
Drip tray full detector	optional	optional	optional
Water supply	Tap water(default), barrellled water(optional)		
Internet connection	WiFi (default) 4G (optional)		
Payment system	MDB protocol (Cash: bill, coin; Cashless: Nayax, Payter, Gantner), QR code		
OS	Android/Linux(optional)		
SaaS platform	optional		
Base cabinet	optional		
Color customization	optional		

*110V (Optional)

Model Layout

JL26-ESFB4C-P

C4	C3	C2	C1
4L	2L	2L	2L
Bean	Red tea	Cacao	Topping



Configurations	Parameter specification
Displaying screen	14" touch screen
Bean hopper	1x1.5kg
Instant canister	3x 2L
Grinder	1 x DittingEMH64
Espresso brewer	1 x 14g, 20g (optional)
Filter brewer (Tea)	1x14g
Mixer	1
Waste bin capacity	1 x 80 Cakes, Slag falling(optional)
Drip tray	1x1.5L
Spout height	175mm
Water supply	Tap water(default), barrellled water(optional)
Power Supply	220-240V, 50/60Hz, 16A
Rated Power	2700W
Dimensions (W*H*D)	420*808*520mm
Net weight	50kg
Main drinks : Espresso、American coffee、cappuccino、latte、mocha、milk、cocoa、red tea	

Daily Output: 250 Cups/Daily

Drinks Outpt(based on protocol DIN18873-2 hourly output)

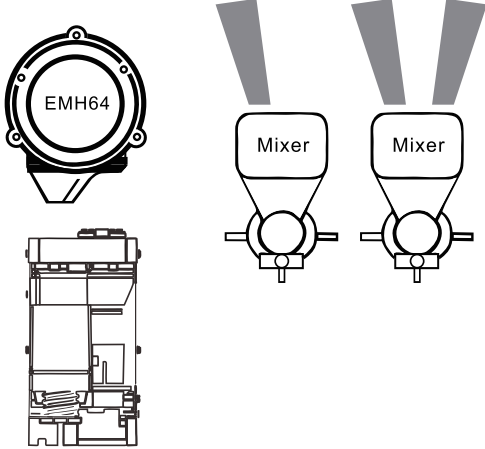
Espresso:124	Cappuccino:105
American coffee :100	Café Crème :80
	Hot water:240

*110V (Optional)

Model Layout

JL26-ES4C-P

C4	C3	C2	C1
4L	2L	2L	2L
Bean	Cacao	Topping	Sugar



Configurations	Parameter specification
Displaying screen	14" touch screen
Bean hopper	1x1.5kg
Instant canister	3x 2L
Grinder	1 x DittingEMH64
Espresso brewer	1 x 14g, 20g (optional)
Filter brewer (Tea)	x
Mixer	2
Waste bin capacity	1 x 80 Cakes, Slag falling(optional)
Drip tray	1x1.5L
Spout height	175mm
Water supply	Tap water(default), barrelled water(optional)
Power Supply	220-240V, 50/60Hz, 16A
Rated Power	2700W
Dimensions (W*H*D)	420*808*520mm
Net weight	50kg
Main drinks: Espresso、American coffee、cappuccino、latte、mocha、milk、cocoa	

Daily Output: 250 Cups/Daily

Drinks Outpt(based on protocol DIN18873-2 hourly output)

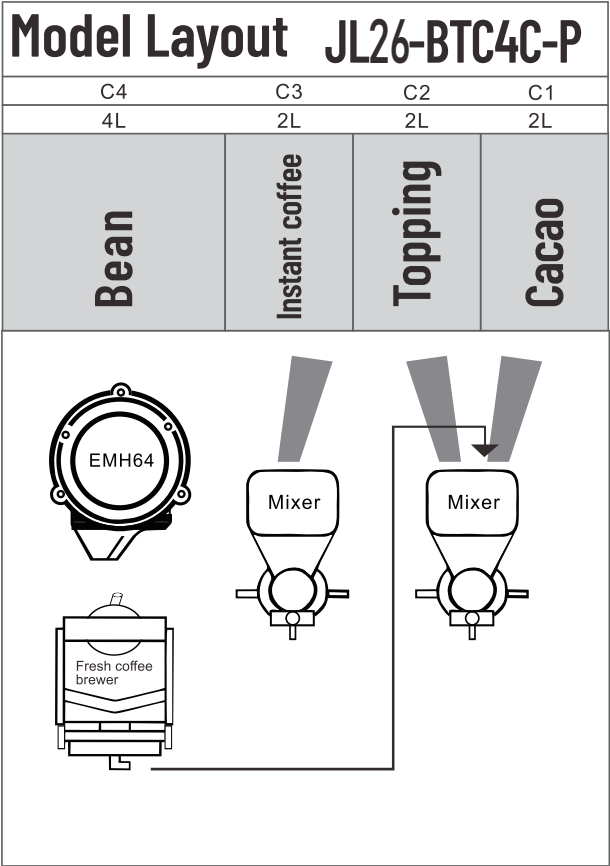
Espresso:124

American coffee :100

Cappuccino:105

Hot water:240

*110V (Optional)



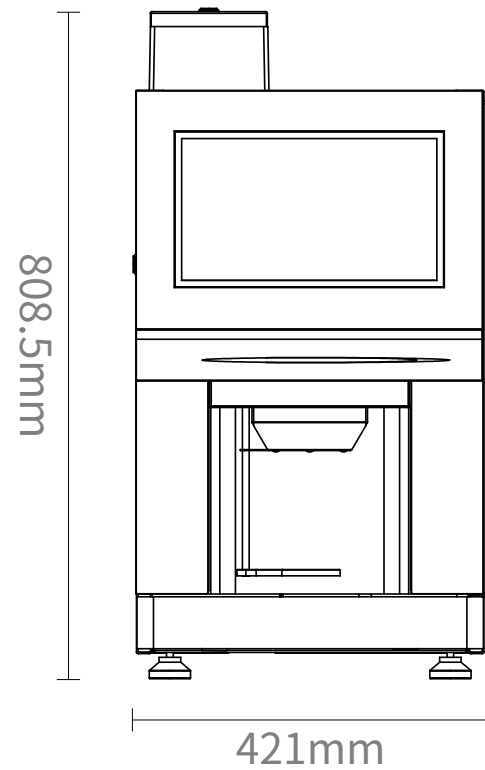
Configurations	Parameter specification
Displaying screen	14" touch screen
Bean hopper	1x1.5kg
Instant canister	3x 2L
Grinder	1 x DittingEMH64
Espresso brewer	x
Filter brewer (Tea)	1x14g
Mixer	2
Waste bin capacity	1 x 80 Cakes, Slag falling(optional)
Drip tray	1x1.5L
Spout height	175mm
Water supply	Tap water(default), barrellled water(optional)
Power Supply	220-240V, 50/60Hz, 16A
Rated Power	2700W
Dimensions (W*H*D)	420*808*520mm
Net weight	50kg
Main drinks:American coffee、cappuccino、latte、mocha、milk、cocoa、red tea、milk tea	

Daily Output: 250 Cups/Daily

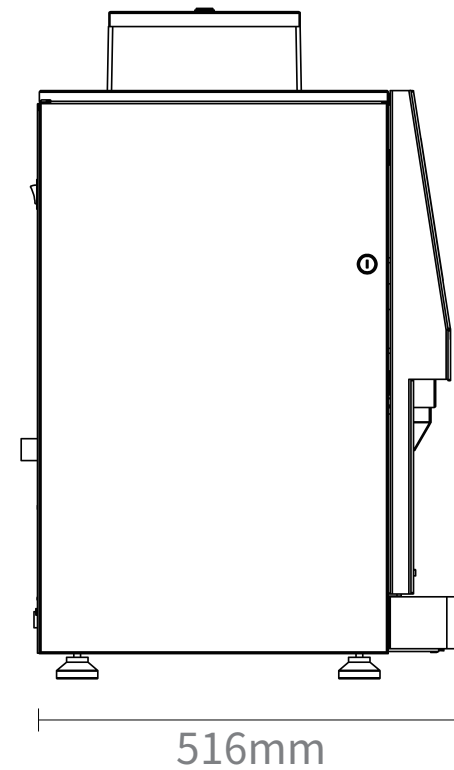
Drinks Outpt(based on protocol DIN18873-2 hourly output)

Espresso:124	Cappuccino:105
Café Crème :80	Hot water:240

Front view



Side view

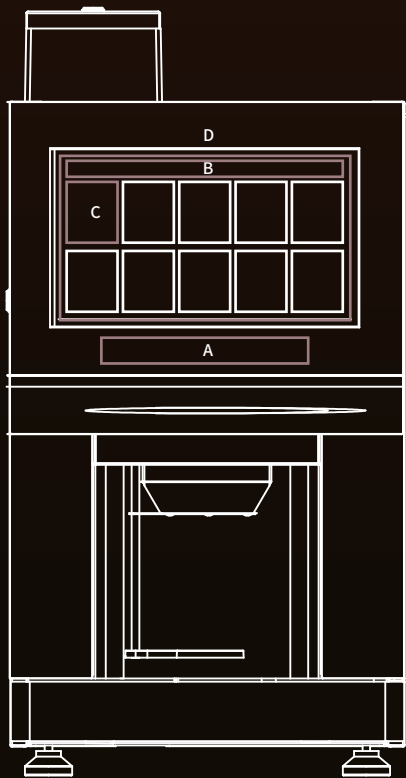


Package size: 570 (W) * 470 (D) * 830 (H) mm



Optional module	Optional or not
waste water drainage	Optional
Slag falling	Optional
Base cabinet	Optional
Human Induction	Optional
UV light	Optional
4G	Optional

Payment module	Optional or not
Facial scan payment	Optional
Paper currency validator	Optional
Coin validator	Optional
RFID payment	Optional
MDB Cashless	Optional



UI customization

Name	Position	Width	Height	Format
Brand LOGO	A	309.3mm	174mm	AI or cdr
UI LOGO	B	327PX	66PX	PNG
UI drink picture	C	287PX	287PX	PNG
Video ads	D	1920PX	1080PX	MP4

Deep customization

Name	Item
Ports	Open underlying control serial port protocol, support customer self-developed APP.
	Open network interface(TCP/IP), support customer self-developed server.
	Open RESTful interface, support customer online store and data system.
OS	APP application layer customizable development (Linux, Android).



Product: Coffee machine tea brewer cleaner
Use: used for coffee machine tea brewer cleaning
Ratio: 2 pills with 5.67L water
Details: 4g/pill, 120 pills/bottle, 12 bottles/case



Product: coffee machine boiler cleaner
Use: used for coffee machine boiler cleaning
Ratio: 200g powder with 3.9L water
Details: 1kg/bottle, 6 bottles/case



Product: coffee machine cleaner
Use: used for coffee machine brewer cleaning
Details: 2g/pill, 100 pills/can, 12 cans/case



Product: cleaning brush
Use: used for coffee machine cleaning
and maintenance
Details : general use



Product: tower
Use: used for coffee machine cleaning
and maintenance
Details : general use



Security Certification



Food Contact Material

EU 1935/2004
European food test

Europe

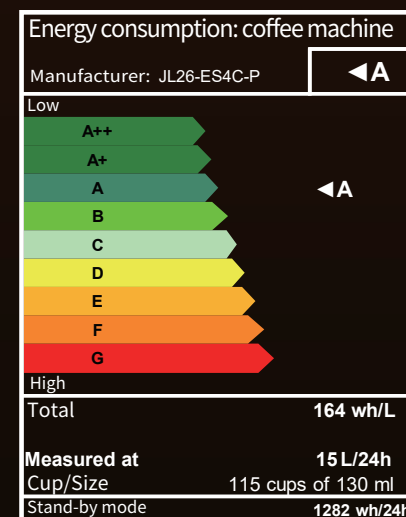
LFGB
German



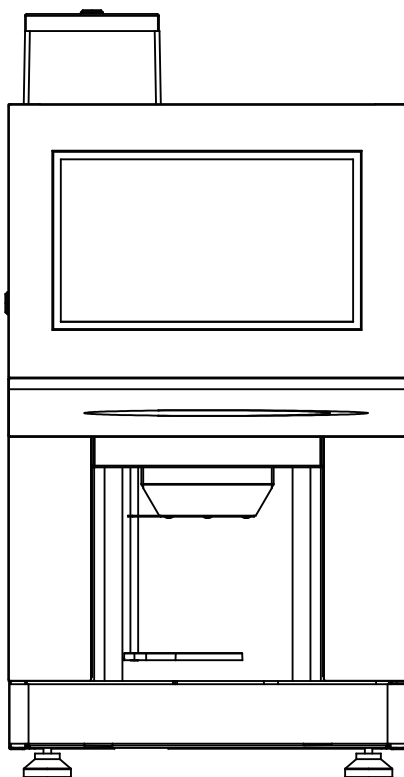
US

GB
GB4806
China

Europe EVA energy consumption level A



95% Recycled



Guangzhou Jetinno Intelligent Equipment Co., Ltd

Address: 4F, No. 2, Ruitai Road, Huangpu District, Guangzhou, China

Tel: 400-017-9997

E-mail: inquiry@jetinno.com

Website: www.jetinno.com

www.jetinnovending.com